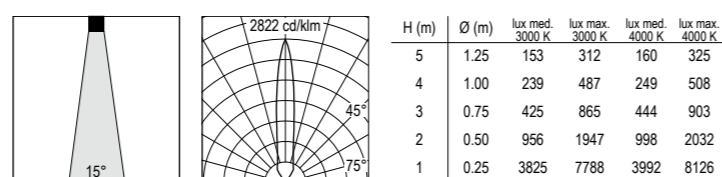
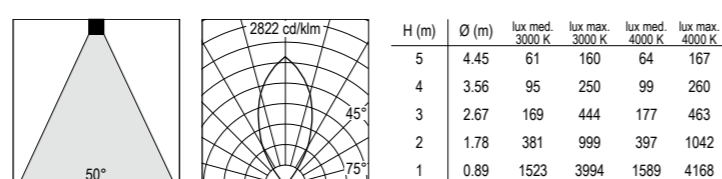


IP65
 codice colori
 colour codes
 .05 grigio antracite
 anthracite grey
 .13 grigio chiaro
 light grey

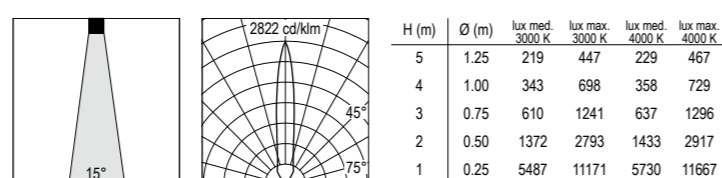
1954.CGM.T.-- 26 W 1 Led 3000 K 2760 lm
1954.CHM.T.-- 26 W 1 Led 4000 K 2880 lm
 220-240 V 50/60 HZ
 vetro trasparente *clear diffuser*
 alimentatore incluso *led driver integral*



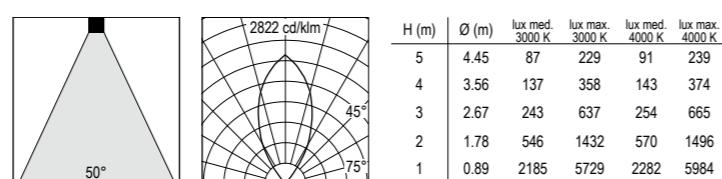
1954.CGF.T.-- 26 W 1 Led 3000 K 2760 lm
1954.CHF.T.-- 26 W 1 Led 4000 K 2880 lm
 220-240 V 50/60 HZ
 vetro trasparente *clear diffuser*
 alimentatore incluso *led driver integral*



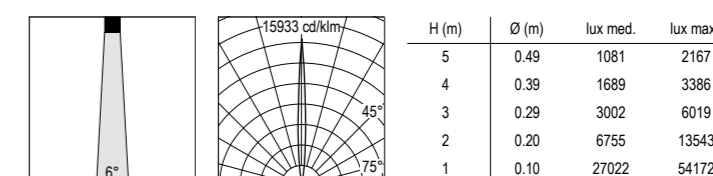
1954.CDM.T.-- 39 W 1 Led 3000 K 3959 lm
1954.CEM.T.-- 39 W 1 Led 4000 K 4135 lm
 220-240 V 50/60 HZ
 vetro trasparente *clear diffuser*
 alimentatore incluso *led driver integral*



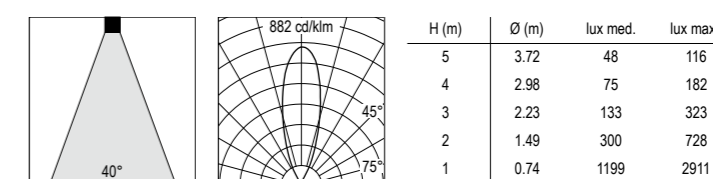
1954.CDF.T.-- 39 W 1 Led 3000 K 3959 lm
1954.CEF.T.-- 39 W 1 Led 4000 K 4135 lm
 220-240 V 50/60 HZ
 vetro trasparente *clear diffuser*
 alimentatore incluso *led driver integral*



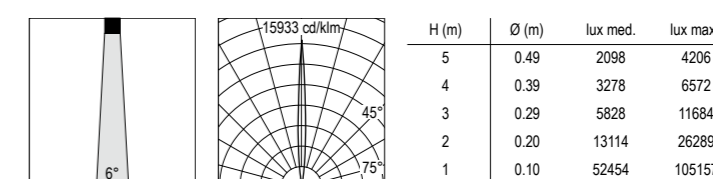
1954.B1P.T.-- 35 W HIT G12 3300 lm
 220-240 V 50/60 HZ
 vetro trasparente *clear diffuser*
 alimentatore elettronico incluso
electronic ballast integral



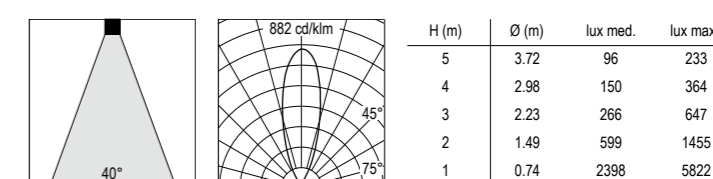
1954.B1L.T.-- 35 W HIT G12 3300 lm
 220-240 V 50/60 HZ
 vetro trasparente *clear diffuser*
 alimentatore elettronico incluso
electronic ballast integral



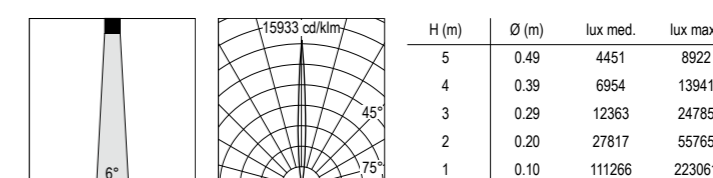
1954.19P.T.-- 70 W HIT G12 6600 lm
 230 V 50 HZ
 vetro trasparente *clear diffuser*
 alimentatore ferromagnetico incluso
conventional ballast integral



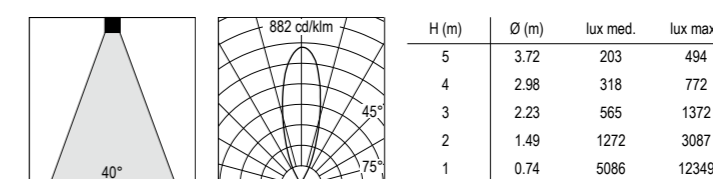
1954.19L.T.-- 70 W HIT G12 6600 lm
 230 V 50 HZ
 vetro trasparente *clear diffuser*
 alimentatore ferromagnetico incluso
conventional ballast integral



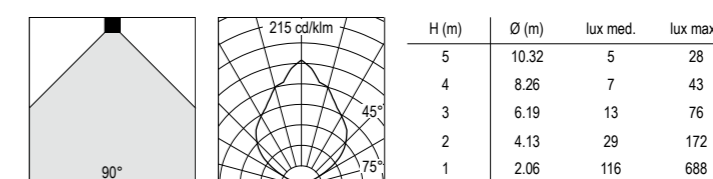
1954.21P.T.-- 150 W HIT G12 14000 lm
 230 V 50 HZ
 vetro trasparente *clear diffuser*
 alimentatore ferromagnetico incluso
conventional ballast integral



1954.21L.T.-- 150 W HIT G12 14000 lm
 230 V 50 HZ
 vetro trasparente *clear diffuser*
 alimentatore ferromagnetico incluso
conventional ballast integral

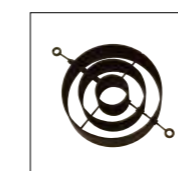


1954.85F.T.-- 26 / 32 / 42 W TC-TE Gx24q-3
 1800 / 2400 / 3200 lm
 220-240 V 50/60 HZ
 vetro trasparente *clear diffuser*
 alimentatore elettronico incluso
electronic ballast integral



Accessori

Accessories



933
 Schermo anti abbagliamento
 Schermo colore nero (disponibile solo per la versione HIT G12). Lo schermo antiabbagliamento assicura un alto livello di confort visivo per le lampade installate su percorsi pedonali. Si installa direttamente sul riflettore.
Louvre screen anti-glare
 Louvre screen black colour (available only for HIT G12 version). The antiglare louvre ensures a high visual comfort level where fixture are installed on walking areas. It has to be installed directly on the reflector.



313
 Lente ellissoidale
 lente allarga il fascio luminoso da 6° A 26°x16°
Ellipsoidal lens
 The lens expands the beam spread from 6° to 56°x16°